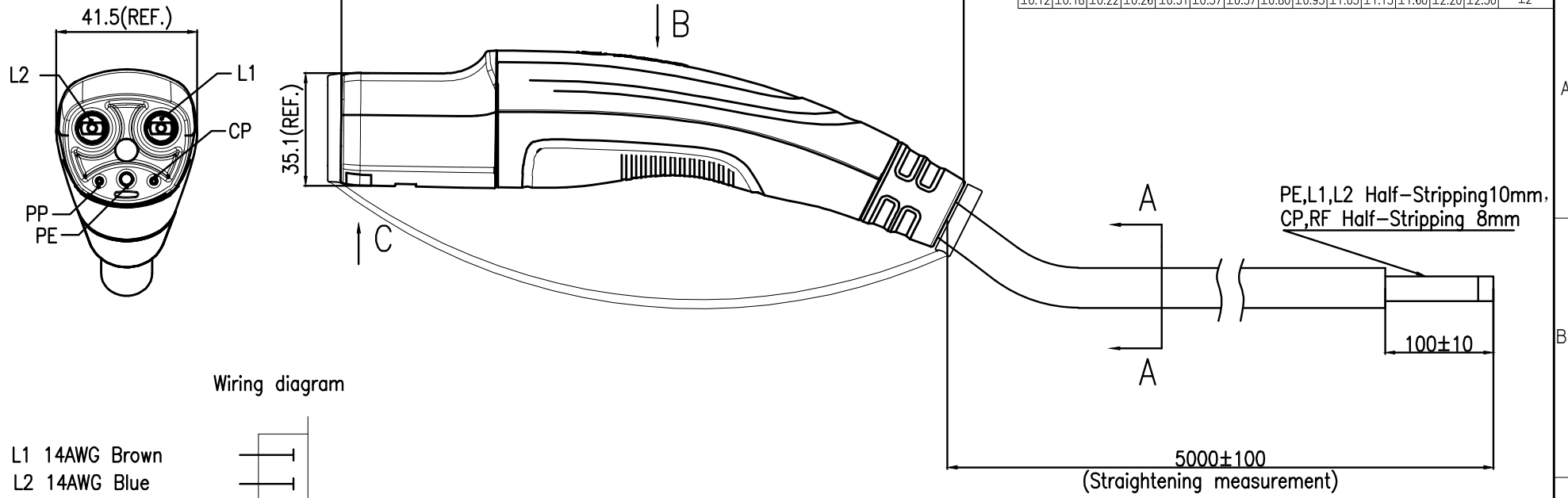
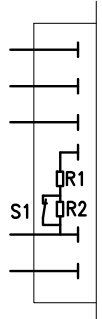


未注公差/General tolerances(mm)											0.1/10 ±2'		
0	>3	>6	>10	>18	>30	>50	>80	>120	>180	>250		>315	>400
~ 3	~ 6	~ 10	~ 18	~ 30	~ 50	~ 80	~ 120	~ 180	~ 250	~ 315	~ 400	~ 500	~ 2.50
±0.12	±0.18	±0.22	±0.26	±0.31	±0.37	±0.57	±0.80	±0.93	±1.05	±1.15	±1.60	±2.20	±2.50



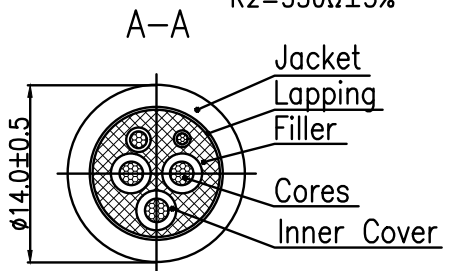
Wiring diagram

- L1 14AWG Brown
- L2 14AWG Blue
- CP 18AWG Red
- PP
- PE 14AWG Yellow/Green
- RF 22AWG Orange



R1 = 150Ω ± 3%
R2 = 330Ω ± 3%

Laser Printing Note:
MTAC-S-016A-V3-03-5.0M-10AH
16A 240V AC
IP67
20xxxxxx-xxxx



额定电压电流/Rated voltage/Current	240V AC/16A
绝缘电阻/Insulation resistance	>100MΩ, 500V DC 1min
耐压/Withstanding voltage	L1, L2 and PE ,2500V AC 1min L and L2 ,2500V AC 1min
防护等级/Ingress protection	IP67(body)
插拔寿命/Insertion/Pullout times	10,000 Times
插拔力/Insertion/Pullout force	<90N
使用温度范围/Operating temperature(°C)	-30~+50
线材规格/Cable specification	3*14AWG+1*18AWG+1*22AWG Black
标准/Reference standard	NACS,UL2251
符合RoHS环保要求/Conform to RoHS	Yes

		MATERIAL:	SURFACE/COLOR:		
APPD:		MAT NO./REV:	D0-1	MAT STATUS:	
CHKD:		NAME:	MTAC-S-016A-V3-03-5.0M-10A(H)		
DRFT:	Zhang Q 2023.11.28	DRAWING NO.:	TYPE:	DRAWING STATUS:	SHEET:
			CUSTOMER DRAWING		1/1

REV	ECN	DESCRIPTION	DRFT	DATE

Transfer or duplication of this document as well as the utilization or communication of its contents are prohibited unless explicit authorization is granted. Violations will be liable for compensation. All rights reserved for patent, utility model or design registrations. 未经授权复制或传播本文件内容，未经许可擅自使用或传播，侵权者将承担法律责任。本公司保留所有权利。